



TUVALU MONTHLY AND SEASONAL OUTLOOK

SEPTEMBER TO NOVEMBER 2025



Website: tuvmet.tv

Email: tuvalumet@gmail.com

tuvalumet@gov.tv

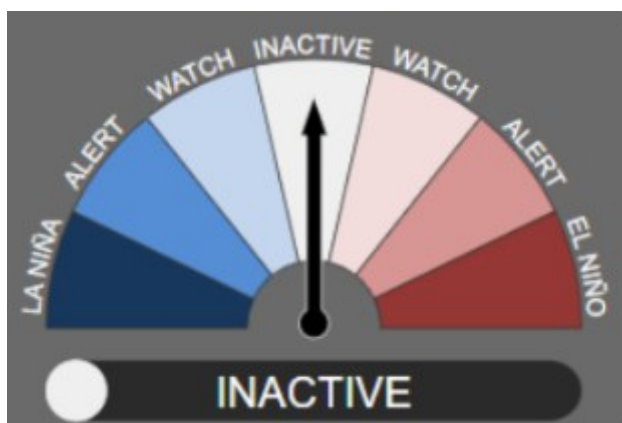
Facebook: Tuvalu Meteorological Service

Twitter: Tuvalu Meteorological Service

SUMMARY

- “The El Niño-Southern Oscillation (ENSO) is neutral”
- The rainfall outlook generally indicates near normal to below normal most likely in September but below normal for total rainfall over September to November.
- Maximum and minimum temperatures during September and averaged over September to November are very likely to be above normal over Tuvalu.

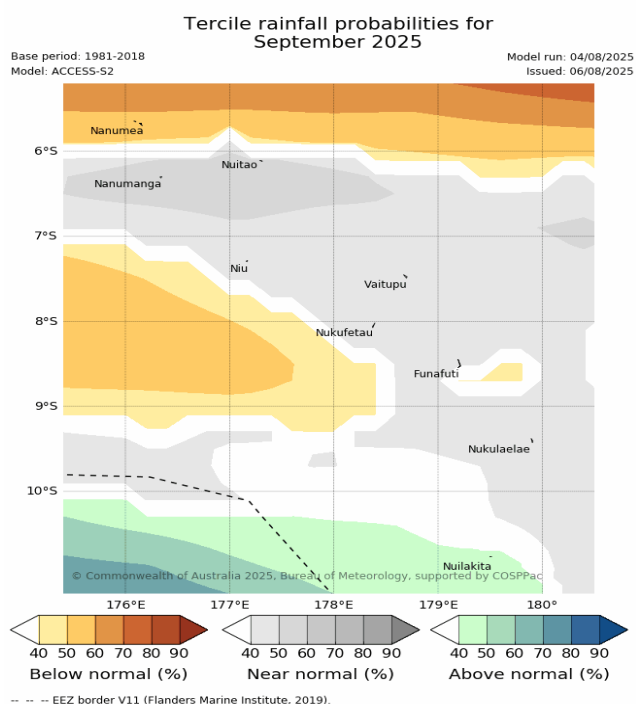
EI-NINO SOUTHERN OSCILLATION



- Global Sea Surface Temperatures remained substantially above average.
- The Bureau's model predicts a neutral ENSO (neither El Niño nor La Niña) until at least January. This is consistent with forecasts from 7 out of 9 international models assessed.

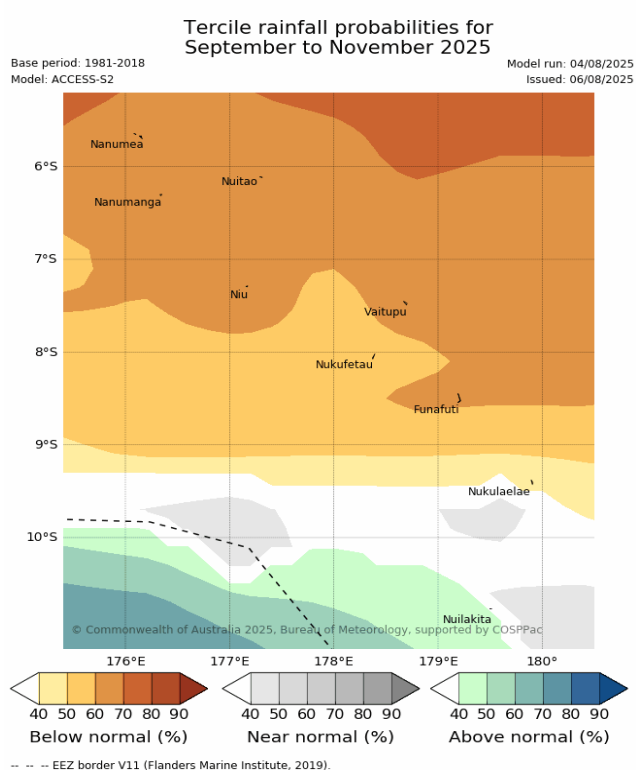
RAINFALL OUTLOOK

SEPTEMBER 2025



The rainfall for September is likely to be near normal over northern, central groups, excluding Nanumea where rainfall is likely to be below normal. In the far southern parts of the EEZ of Tuvalu, including Niulakita, rainfall is predicted to be above normal.

SEPTEMBER TO NOVEMBER 2025



The rainfall for September to November is very likely to be below normal over northern and central groups. In the southern group, the outlook offers little guidance, except for Niulakita, where rainfall is likely to be above normal.

Monthly and Seasonal Minimum Temperature

Tercile minimum temperature probabilities for September 2025

Base period: 1981-2018
Model: ACCESS-S2

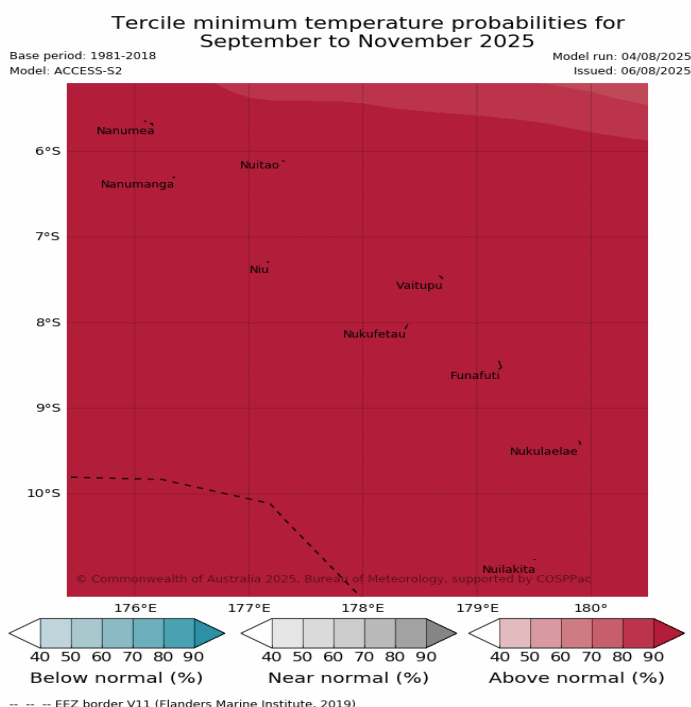
Model run: 04/08/2025
Issued: 06/08/2025

© Commonwealth of Australia 2025, Bureau of Meteorology, supported by COSPPac

Below normal (%) Near normal (%) Above normal (%)

-- -- EEZ border V11 (Flanders Marine Institute, 2019).

MINIMUM TEMPREATURE SEPTEMBER TO NOVEMBER 2025



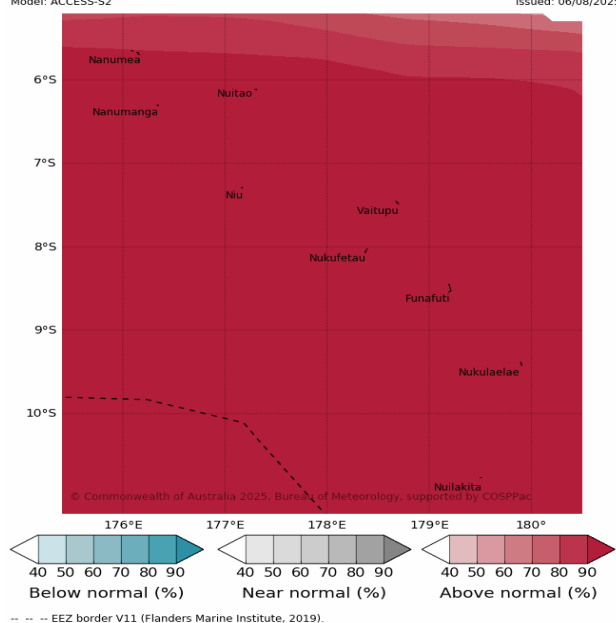
Minimum temperatures averaged over September to November are very likely to be above normal over Tuvalu.

Monthly and Seasonal Maximum Temperature

**Tercile maximum temperature probabilities for
September 2025**

Base period: 1981-2018
Model: ACCESS-S2

Model run: 04/08/2025
Issued: 06/08/2025

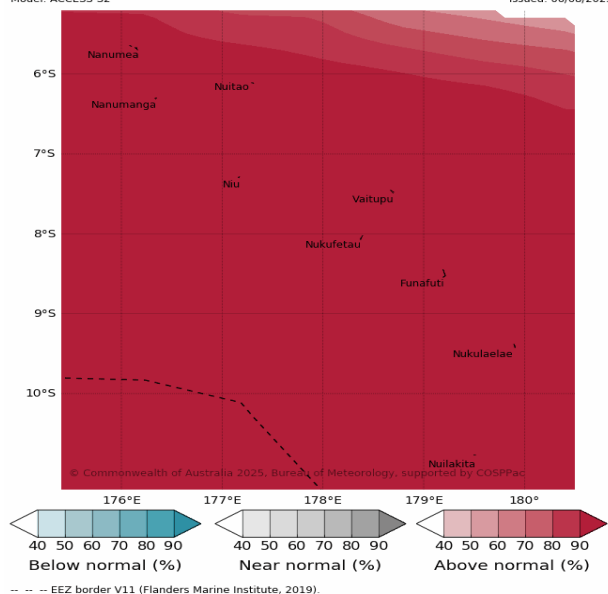


Maximum temperatures during September is very likely to be above normal over Tuvalu.

**Tercile maximum temperature probabilities for
September to November 2025**

Base period: 1981-2018
Model: ACCESS-S2

Model run: 04/08/2025
Issued: 06/08/2025



Maximum temperatures averaged over September to November are very likely to be above normal over Tuvalu.