



# Tuvalu Meteorological Service Early Action Rainfall Watch:



**Purpose:** The Early Action Rainfall Watch provides a summary of recent rainfall patterns, particularly the status of drought and the rainfall outlook for the coming months. The status and outlook will be revised on a monthly basis. Contact the Tuvalu Meteorological Service (TMS) for further information.

## SUMMARY

***“The El Nino-Southern Oscillation (ENSO) has still remained neutral conditions”***

- Global Sea Surface Temperatures remained substantially above average.
- The La Niña-like conditions in the tropical Pacific has not consistently met the Bureau's La Niña thresholds, thus ENSO has remained neutral.
- The Bureau's models forecast neutral ENSO conditions (neither El Niño nor La Niña) until at least July. This is consistent with all surveyed international models.

***Issued: 28/03/2025***



## RAINFALL STATUS:

- ❖ For the month of **February 2025**, it was *Very Dry* over Nanumea, Nanumaga, Niutao, Nui, and Vaitupu. *No Extreme* at Nukufetau, Funafuti, and Nukulaelae, while *Seriously Wet* most existed in Niulakita.
- ❖ For the past three months, **December 2024 to February 2025**, it was *Very dry* at Nanumaga and Niutao. *No extreme* most existed across Tuvalu groups.
- ❖ Over the past six months, **September 2024 to February 2025**, and last **January 2024 to February 2025**, It was *No Extreme* existed over Tuvalu.

## Rainfall OUTLOOK:

- *Low Chance of Extreme* conditions predicted for **April 2025** over Nanumea. *Medium Chance of Very Wet* expected in Nanumaga, Niutao, Nui, Vaitupu, Nukufetau and Niulakita, but *High Chance of Very Wet* over Funafuti and Nukulaelae.
- **April to June 2025**, expected to be *Low Chance of Very Wet conditions* over Naumea, Nanumaga, Niutao, Nui, Vaitupu, and Nukufetau. *Medium Chance of Very Wet* are predicted for Funafuti, Nukulaelae and Niulkaita.

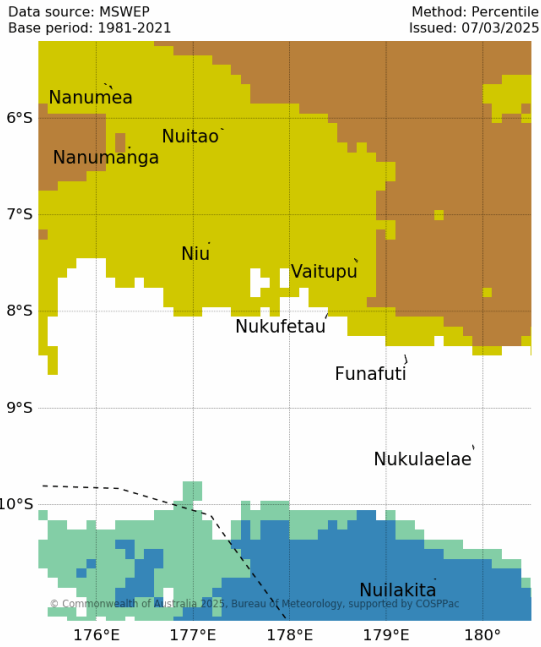
# Rainfall observed for the last month, 3-months, 6-months and 12-months

The table below provides information on rainfall received over specific periods in the last 12 months, whether a station is in drought or a very wet period (opposite of drought). If a station is in drought warning, this indicates an increased chances of drought in the coming months, especially when approaching the dry season. The time periods are associated with different drought impacts presented below the tables.

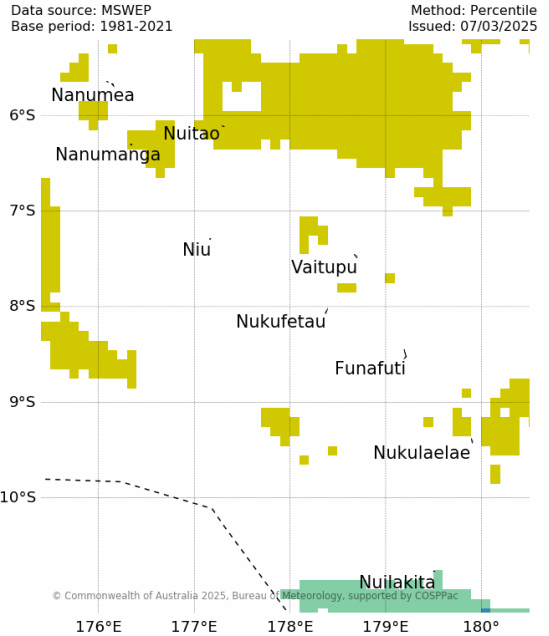
Past Rainfall Status						Very Dry/Wet Rainfall Outlook	
1-month February 2025	3-months December 2024 to February 2025	6-months September 2024 to February 2025	12-months January 2024 to February 2025		Tuvalu Islands	1-months April 2025 Chance of extreme	3-months April to June 2025 Chance of extreme
Very Dry	No Extreme	No Extreme	No Extreme		Nanumea	Low Chance of Extreme	Low Chance of Extreme
Very Dry	Very Dry	No Extreme	No Extreme		Nanumaga	Medium Chance of Very Wet	Low Chance of Extreme
Very Dry	Very Dry	No Extreme	No Extreme		Niutao	Medium Chance of Very Wet	Low Chance of Extreme
Very Dry	No Extreme	No Extreme	No Extreme		Nui	Medium Chance of Very Wet	Low Chance of Extreme
Very Dry	No Extreme	No Extreme	No Extreme		Vaitupu	Medium Chance of Very Wet	Low Chance of Extreme
No Extreme	No Extreme	No Extreme	No Extreme		Nukufetau	Medium Chance of Very Wet	Low Chance of Extreme
No Extreme	No Extreme	No Extreme	No Extreme		Funafuti	High Chance of Very Wet	Medium Chance of Very Wet
No Extreme	No Extreme	No Extreme	No Extreme		Nukulaelae	High Chance of Very Wet	Medium Chance of Very Wet
Seriously Wet	No Extreme	No Extreme	No Extreme		Niulakita	Medium Chance of Very Wet	Medium Chance of Very Wet

# ACCESS-S Rainfall Summary for February, 2025.

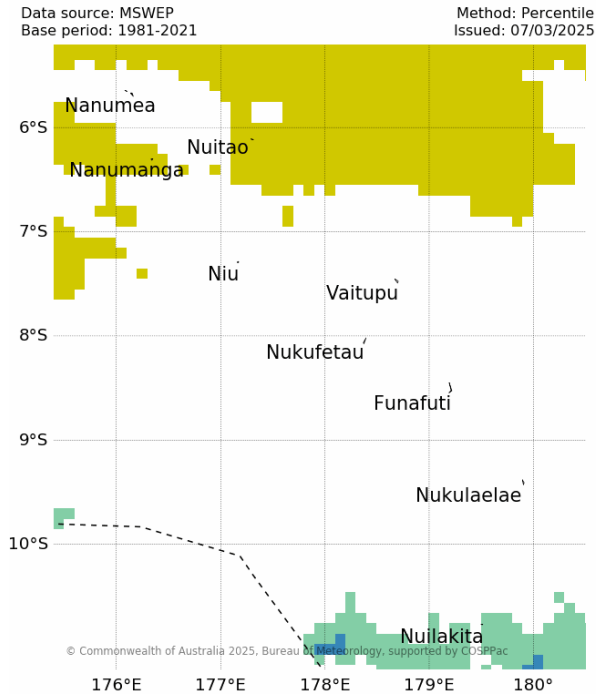
1-month Rainfall status to February 2025



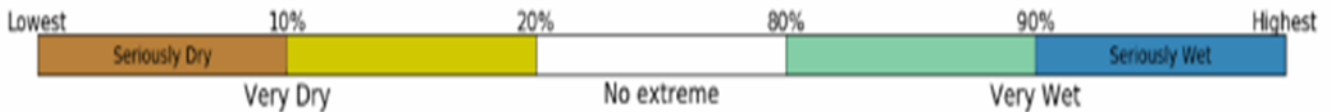
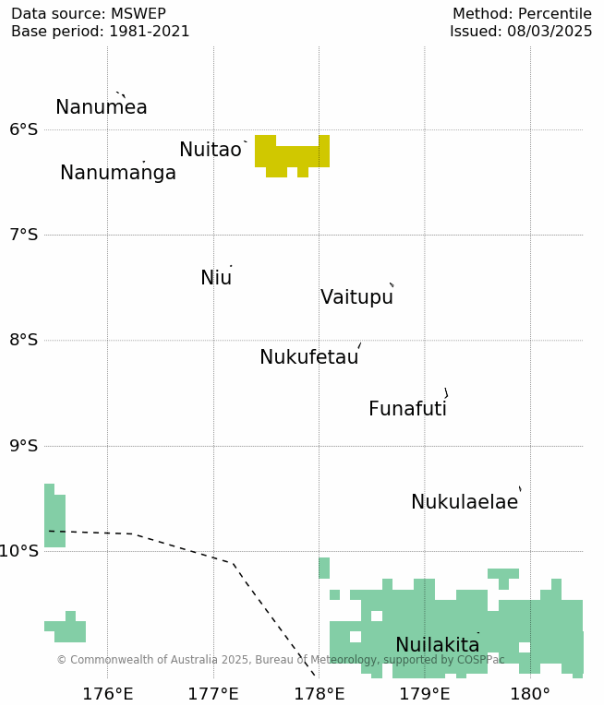
3-month Rainfall status to February 2025



6-month Rainfall status to February 2025



12-month Rainfall status to February 2025



## **Time periods and impacts:**

**1 – month** period is most relevant for shallow rooted crops ( e.g. eggplant, cabbage, tomatoes, spring onions, watermelons, cucumber), small water tanks (e.g. 1000gallons) and household water cisterns. The following secondary health and social-economic have been associated with drought at the 1-month period. Diarrhoea, skin rash, cough and fever, red eye, desalination plant (increased power demand and higher water costs for households), health of babies and elderly people declines, schools close and construction stops.

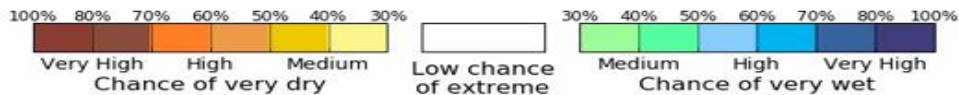
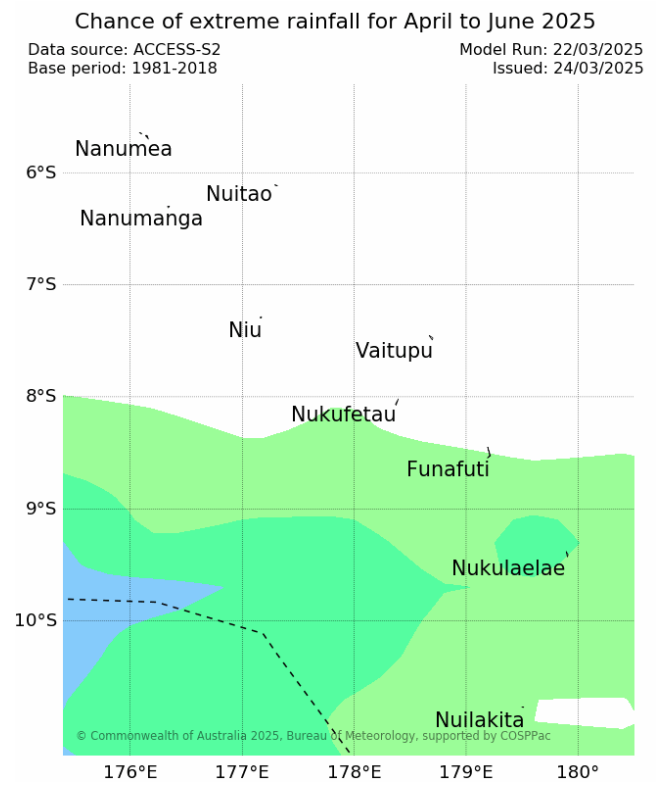
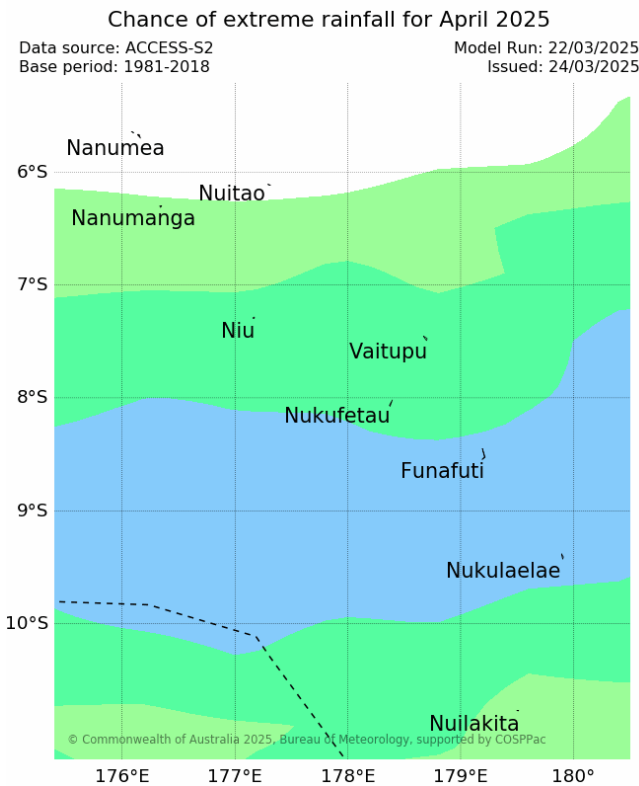
**2 – months** period is most relevant for bottle gourd,pawpaw, banana, chicken, pigs and community cisterns. The following secondary social-economic and health impacts have been associated with drought at the 2-months period. Community gatherings stop, increased in community disputes over water and limited or no employment.

**3 – months** period is most relevant for pumpkin, groundwater and ponds. The following secondary social-economic and health impacts have been associated with drought at the 3-months period. Crimes increase e.g. water stealing, government offices close and national events postponed.

**6 – months** period is most relevant for large trees (e.g. breadfruits, pulaka, taro). The following secondary social-economic and health impacts have been associated with drought at the 6-months periods.Meteorological balloon flights stop, interislands shipping delays, entry of visitors to Tuvalu restricted.

**12- months** period is most relevant for felo, dragon fruits, pandanus, coconuts and ofega.

# Very Dry/Wet Rainfall Outlooks for April, and April to June 2025



## Outlook Status

The outlook provides the likelihood of receiving above normal to normal rainfall over the next three months and the following three months. The outlook does not indicate the amount of rainfall that may be received, how intense the rain may be in any one event, nor how it may vary from month to month.

## Rainfall Status

- Estimates of moisture/water stress is based on recent rainfall compared with historical observations using the Percentile (Decile) Index.

- *Definitions:* "Very Dry" = rainfall in the lowest 20% of the historical record for that location and season, "Very Wet" = rainfall in the highest 20% for that location and season, "Seriously Dry" = rainfall in the lowest 10% of the historical record for that location and season, "Seriously Wet" = rainfall in the highest 10% for that location and season.

Contact Tuvalu Meteorological Service for further information:

Chief Meteorological Officer, Ministry of Public Works, Infrastructure, Water, Meteorology and Disaster, Vaiaku, Funafuti, Tuvalu.

Email: [tauala.k@gmail.com](mailto:tauala.k@gmail.com), [tuvalumet@gmail.com](mailto:tuvalumet@gmail.com), [tuvalumet@gov.tv](mailto:tuvalumet@gov.tv)

website: [tuvmet.tv](http://tuvmet.tv), Facebook:<Tuvalu Meteorological Service>